
















Plastic Tank, behind rear axle, mounted below rear bumper; Driver's side view.



Plastic Fuel Tank













4x4

DISCOVERER H1

Challenge


MAX

DISCOVERER










Plastic Fuel Tank





Hole in Driver's Side rear frame to route fuel filler and tank vent hoses; the only design of its kind, unique to 1993 - 1998 JGC vehicles ONLY.

MFD BY CHRYSLER
CORPORATION

DATE OF MFR
6-97

GVWR
2405 KG(05300 LB)

GVWR FRONT

1248 KG(2750 LB)

WITH TIRES
P225/70R16

RIMS AT
16X7.0

COLD

248 KPA(36 PSI)

GVWR REAR

1339 KG(2950 LB)

WITH TIRES
P225/70R16

RIMS AT
16X7.0

COLD

248 KPA(36 PSI)

THIS VEHICLE CONFORMS TO ALL APPLICABLE FEDERAL MOTOR VEHICLE SAFETY
STANDARDS IN EFFECT ON THE DATE OF MANUFACTURE SHOWN ABOVE.

VIN: 1J4GZ78S4VC759625

TYPE:

MPV

SINGLE X DUAL



MDH: 060619 600

PNT-PR4

VEHICLE MADE IN U.S.A. TRM-CLAZ 4648503

BY CHRYSLER
CORPORATION

DATE OF MFR
6-97

GVWR
2405 KG(05300 LB)

FRONT

1235 KG(2750 LB) WITH TIRES
P225/70R16

RIMS AT
16X7.0

COLD
248 KPA(36 PSI)

REAR

1235 KG(2950 LB) WITH TIRES
P225/70R16

RIMS AT
16X7.0

COLD
248 KPA(36 PSI)

THIS VEHICLE CONFORMS TO ALL APPLICABLE FEDERAL MOTOR VEHICLE SAFETY
STANDARDS IN EFFECT ON THE DATE OF MANUFACTURE SHOWN ABOVE.

VIN: 1J4GZ78S4VC759625

TYPE:

MPV

SINGLE X DUAL



ADMT

060619 600

PNT:PR4

VEHICLE MADE IN U.S.A.

TRM:CLAZ

4648503

MFD BY CHRYSLER
CORPORATION

DATE OF MFR
6-97

GVWR
2405 KG(5300 LB)

GVWR FRONT

WITH TIRES

RIMS AT

COLD

1248 KG(2750 LB)

P225/70R16

16X7,0

248 KPA(36 PSI)

GVWR REAR

WITH TIRES

RIMS AT

COLD

1339 KG(2950 LB)

P225/70R16

16X7,0

248 KPA(36 PSI)

THIS VEHICLE CONFORMS TO ALL APPLICABLE FEDERAL MOTOR VEHICLE SAFETY
STANDARDS IN EFFECT ON THE DATE OF MANUFACTURE SHOWN ABOVE.

VIN: 1J4GZ78S4VC759825

TYPE:

MPV

SINGLE X DUAL



MDM: 060619 600

PNT:PP4

VEHICLE MADE IN U.S.A.

TRN:CL02 4848503

MFD BY CHRYSLER CORPORATION

DATE OF MFR
6-97

GVWR FRONT: 1248 KG(2750 LB) WITH TIRES P225/70R16
GVWR REAR: 1339 KG(2950 LB) WITH TIRES P225/70R16

GVWR 2405 KG(05300 LB)
COLD 248 KPA(36 PSI)
COLD 248 KPA(36 PSI)

THIS VEHICLE CONFORMS TO ALL APPLICABLE FEDERAL MOTOR VEHICLE SAFETY STANDARDS IN EFFECT ON THE DATE OF MANUFACTURE SHOWN ABOVE.

VIN: 1J4GZ78S4VC759625 TYPE: NPV SINGLE X DUAL



MDH: 060619 600 PNT:004 VEHICLE MADE IN U.S.A. TRM:CLAZ 4648503

A 1997 JGC, which had "Estes bracket" installed at factory.